



Coupler Series 8575/14


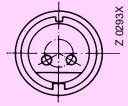
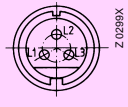
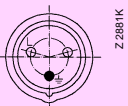

- Explosion protection to
 - CENELEC
 - IEC
 - NEC
- Can be used in Zone 1 and Zone 2
- Enclosure of robust polyamide
- Switch incorporated into coupling
- Hanging loop

STAHL


The 8575/14 coupling was developed for extension cables between 16 A sockets and electrical equipment. A switch incorporated into the bush carrier ensures safe operation of the coupling.

Zone 1 and Zone 2

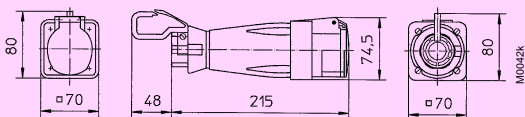
Selection table

Version	Voltage [V]	Number of pins	Colour	Frequency [Hz]	h	Ordering code	Weight [kg]	
16 A Coupler 	Extra low voltage	20 – 25		violet	50/60	–	8575/14–100	0,35
		20 – 25		violet	DC	10	8575/14–110	0,35
		40 – 50		white	50/60	12	8575/14–112	0,35
	Extra low voltage	20 – 25		violet	50/60	–	8575/14–200	0,35
		40 – 50		white	50/60	12	8575/14–212	0,35
		Low voltage	110 – 130		yellow	50/60	4	8575/14–304
	Low voltage	220 – 240		blue	50/60	6	8575/14–306	0,35
		380 – 415		red	50/60	9	8575/14–309	0,35
			3 P (2 P + )					

Technical data

	Extra low voltage	Low voltage
Explosion protection	EEx de IIC T6	EEx de IIC T6
Test certificate	PTB Nr. Ex-82/1047 Other certificates: VDE (Germany), FTZU (Czech Republic), CEPEL (Brazil), SEV (Switzerland), BKI (Hungary), FM (USA), TÜV Vienna (Austria), SZS (Yugoslavia), VNIIEF (Russia), RIIS (Japan), CSA (Canada)	PTB Nr. Ex-82/1047
Enclosure material	Polyamide	Polyamide
Rated voltage	≤ 50 A	≤ 50 V ... 500 V
Rated current	16 A	16 A
Number of pins	2 P, 3 P	2 P + 
Further technical data	See socket 8575/13	See socket 8575/13
Cable entry	≤ 21 mm outer diameter (Pg 21)	≤ 21 mm outer diameter (Pg 21)

Dimensions, all dimensions in mm – subject to alteration



8575/14 Coupler 16 A